



HORSEPOWER RATED

HIGH CURRENT TIMING RELAY

SOLID STATE ENCAPSULATED MODULE
10 AMPERE RATING 1/3 HP

Series 845B – RECYCLE / FLASHER

CMOS DIGITAL CIRCUITRY

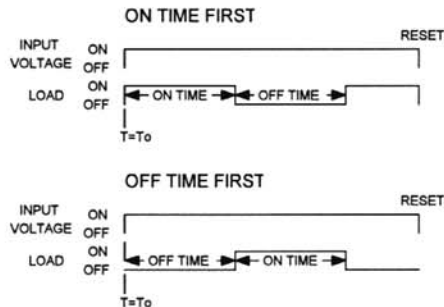


- Environment Protected
- Tamper Proof
- No False Operate
- Small Size – 2" x 2" x 15/16"
- Lightweight – approximately 2.5 oz.
- Rugged
- Transient Protected to 6000V

Application of power simultaneously starts timing of the preset interval and turns the load **ON**. The load stays On for the preset On time then turns OFF for an equal length of time. The ON/OFF cycling of the load continues until power is turned OFF. Cycling can be specified as OFF/ON see below. Removal or interruption of power at any time during the cycle will cause the timer to reset.

Control the timing of high power electric heaters, FHP motors, lamps, transformers and other high current loads rated less than 10 amps Resistive. CMOS digital circuitry is combined with high current output relay contacts. P/C board and internal components are encapsulated in a flame retardant molded housing, fitted with quick connect wiring terminals. Available in all standard voltages and frequencies. Fixed or adjustable timing from .1 seconds to 24 hours.

TIMING DIAGRAM



SPECIFICATIONS

1. Repeat Accuracy: $\pm 0.25\%$
2. Combined Effect of Temperature and Voltage upon Repeat Accuracy: $\pm 2\%$ of Setting
3. Reset Time: 150 ms.
4. Operating Voltage Tolerance: $\pm 20\%$
5. Load Current: 10 Amps Resistive at 120/240VAC or 28VDC, 1/3 HP @ 120/240VAC
6. Dielectric Strength: 1500 VRMS
7. Insulation Resistance: 100 Megohms Min.
8. Input Transient Protection: 3000V 120V UNITS, 6000V 240V UNITS
9. Temperature Ambients: Operating -40°C to $+70^{\circ}\text{C}$ Storage -55°C to $+85^{\circ}\text{C}$
10. Humidity-Operating: 95% Relative
11. Linearity (Option A or D): $\pm 5\%$ Minimum from 10% to 90% of range
12. Timing Tolerance: $\pm 9\%$ + Tolerance of Rt Std., $\pm 5\%$ Special (Fixed)

845B – (T) (V) (P)

HOW TO ORDER 845BR (T) (V) (P)

| SERIES | (T) = TIME RANGE | (V)=VOLTAGE | (P) = OPTIONS |
|---------------------------|--------------------|-------------|--|
| 845B ON FIRST | P = 0.1 - 5 SEC. | 1 = 12VDC | O - CUSTOMER SUPPLIES OWN POTENTIOMETER OR RESISTOR A - POTENTIOMETER SUPPLIED AS LOOSE PART *B - EXTERNALLY INSTALLED RESISTOR *C - FACTORY FIXED INTERNAL D - TRIMMER POTENTIOMETER INSTALLED ON TERMINALS R - INTERNAL POTENTIOMETER WITH THRU SHAFT S - INTERNAL POTENTIOMETER WITH SCREWDRIVER SLOT |
| | L = 0.2 - 20 SEC. | 2 = 24VDC | |
| | J = 0.3 - 30 SEC. | 3 = 48VDC | |
| | M = 0.6 - 60 SEC. | 4 = 24VAC | |
| | 2 = 1 - 100 SEC. | 5 = 120VAC | |
| | K = 1.2 - 120 SEC. | 6 = 240VAC | |
| | F = 2 - 180 SEC. | 7 = 110VDC | |
| | E = 3 - 300 SEC. | | |
| | 3 = 10 - 1000 SEC. | | |
| | 4 = 0.1 - 10 MIN. | | |
| | G = 0.3 - 30 MIN. | | |
| | H = 0.6 - 60 MIN. | | |
| | 5 = 1 - 100 MIN. | | |
| | V = 3 - 300 MIN. | | |
| 6 = 10 - 1000 MIN. | | | |
| D = 1 - 24 HRS. | | | |
| 845BR OFF FIRST | | | |

** For Fixed Time Specify The Value In Seconds, Minutes, Or Hours*

MADE IN USA

EXAMPLE P/N: 845B-15C/1S This is a RECYCLE/FLASHER 10A Rated Timer with a fixed 1 second On and OFF time (equivalent to 30 FPM). The INPUT VOLTAGE is 120 VAC. The cycle time is internally fixed.

American Control Products / Precision Timer
a division of Prime Technology
344 Twin Lakes Road
North Branford, CT 06471
Telephone: (203) 481-5721
Fax: (203) 481-8937
Email: sales@primetechnology.com
www.primetechnology.com

TECHNICAL BULLETIN

SOLID STATE TIMING MODULE

PAGE 1
OF 2

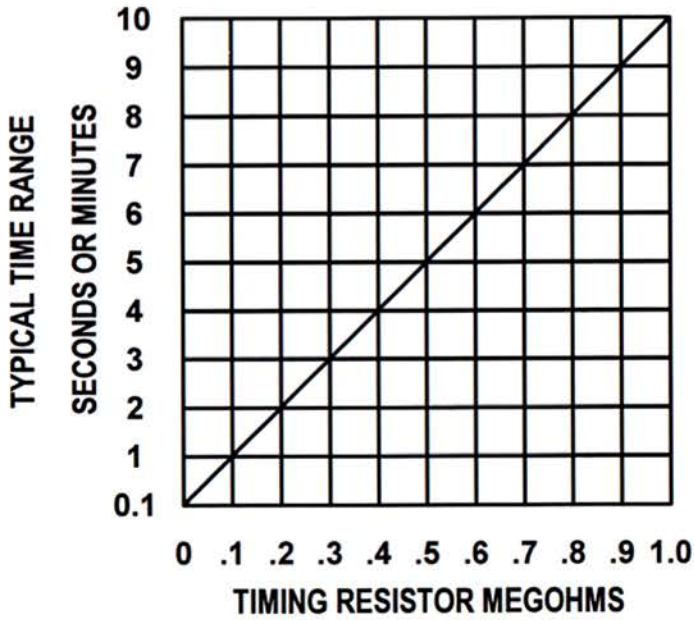
DATE
6-4-01

845B

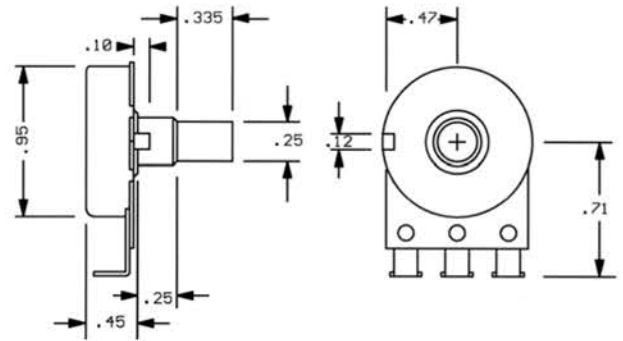
REV
B



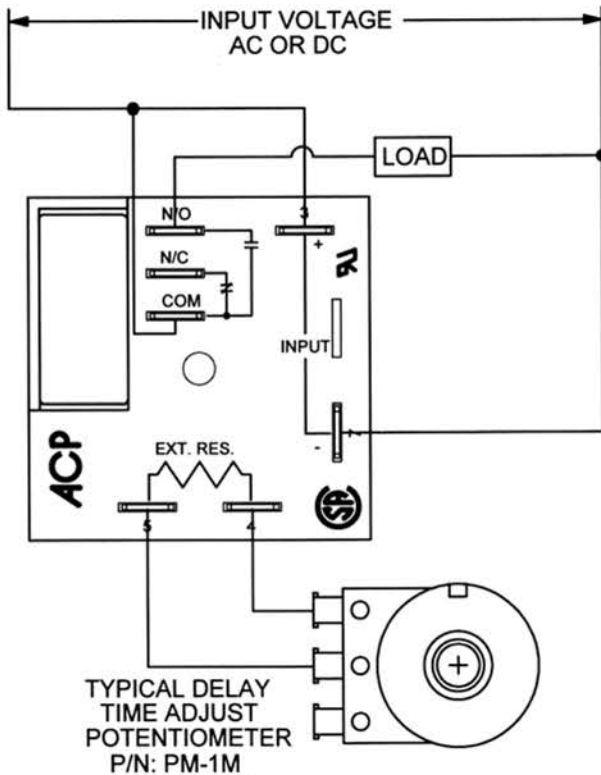
TYPICAL CALIBRATION RESISTANCE VS TIME



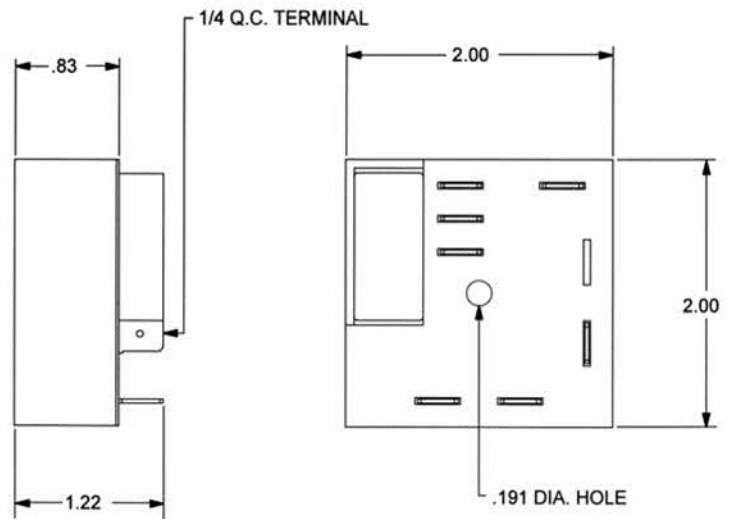
ACCESSORIES AVAILABLE FROM STOCK
CONTROL POTENTIOMETERS (OPTION A)
ORDER P/N PM-1M 1 MEGOHM \pm 20%



TYPICAL WIRING



OUTLINE DRAWING



MADE IN USA

American Control Products / Precision Timer
a division of Prime Technology
344 Twin Lakes Road
North Branford, CT 06471
Telephone: (203) 481-5721
Fax: (203) 481-8937
Email: sales@primetechnology.com
www.primetechnology.com



TECHNICAL BULLETIN

SOLID STATE TIMING MODULE

PAGE 2
OF 2

DATE
6-4-01

845B

REV
B